
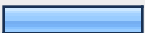




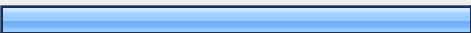







Rogers School Council Survey 10


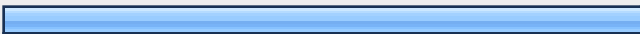


1. What is your child's grade level?							
	Kindergarten	1st Grade	2nd Grade	3rd Grade	4th Grade	5th Grade	Response Count
Child 1	12.0% (3)	16.0% (4)	20.0% (5)	12.0% (3)	20.0% (5)	20.0% (5)	25
Child 2	12.5% (1)	25.0% (2)	0.0% (0)	25.0% (2)	12.5% (1)	25.0% (2)	8
Child 3	0.0% (0)	0.0% (0)	0.0% (0)	0.0% (0)	0.0% (0)	0.0% (0)	0
Child 4	0.0% (0)	0.0% (0)	0.0% (0)	0.0% (0)	0.0% (0)	0.0% (0)	0
	<i>answered question</i>						25
	<i>skipped question</i>						0



2. How many years have you had children in Rogers School?			Response Percent	Response Count
1			16.0%	4
2			12.0%	3
3			16.0%	4
4			12.0%	3
5 or more			44.0%	11
			<i>answered question</i>	25
			<i>skipped question</i>	0

3. How could we improve on our school events?		Response Count
		14
		<i>answered question</i>
		14
		<i>skipped question</i>
		11




4. Rogers School effectively communicates important information (reminders of 1/2 days, upcoming events,etc).			Response Percent	Response Count
Strongly Agree			54.2%	13
Agree			41.7%	10
Disagree			4.2%	1
Strongly Disagree			0.0%	0
			<i>answered question</i>	24
			<i>skipped question</i>	1

5. I take advantage of having school-wide notices available in a web-based form (ex. email, website links, PDF, etc.).			Response Percent	Response Count
Strongly Agree			33.3%	8
Agree			45.8%	11
Disagree			16.7%	4
Strongly Disagree			4.2%	1
			<i>answered question</i>	24
			<i>skipped question</i>	1




6. The classroom teacher effectively communicates information concerning classroom activities and my child's progress.			Response Percent	Response Count
Strongly Agree			34.8%	8
Agree			56.5%	13
Disagree			4.3%	1
Strongly Disagree			4.3%	1
			<i>answered question</i>	23
			<i>skipped question</i>	2

7. Parent conferences have been done for 2 years, in January & November. Which do you feel is more beneficial to your child?			Response Percent	Response Count
January			56.5%	13
November			43.5%	10
Prefer not to have conferences			0.0%	0
			<i>answered question</i>	23
			<i>skipped question</i>	2




8. Do you have any reflections or suggestions regarding the Parent Teacher Conferences?		
		Response Count
		13
	<i>answered question</i>	13
	<i>skipped question</i>	12


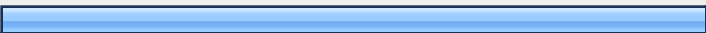

9. My child is adequately challenged.			
		Response Percent	Response Count
Strongly Agree		45.8%	11
Agree		45.8%	11
Disagree		8.3%	2
Strongly Disagree		0.0%	0
		<i>answered question</i>	24
		<i>skipped question</i>	1

10. Comments regarding your response to #9		
		Response Count
		12
	<i>answered question</i>	12
	<i>skipped question</i>	13

11. My child's teacher expects and promotes academic excellence.			
		Response Percent	Response Count
Strongly Agree		41.7%	10
Agree		54.2%	13
Disagree		0.0%	0
Strongly Disagree		4.2%	1
		<i>answered question</i>	24
		<i>skipped question</i>	1


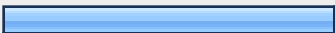
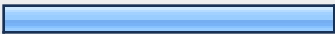
12. Comment regarding you response to #11		
		Response Count
		7
	<i>answered question</i>	7
	<i>skipped question</i>	18

13. I feel the school is meeting my child's individual academic needs.			
		Response Percent	Response Count
Strongly Agree		33.3%	8
Agree		62.5%	15
Disagree		4.2%	1
Strongly Disagree		0.0%	0
	<i>answered question</i>		24
	<i>skipped question</i>		1


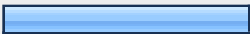


14. My child's report card accurately reflects academic achievement in a way that I can understand.			Response Percent	Response Count
Strongly Agree			33.3%	8
Agree			62.5%	15
Disagree			4.2%	1
Strongly Disagree			0.0%	0
		<i>answered question</i>		24
		<i>skipped question</i>		1




15. What do you like or dislike about the report card?			Response Count
			9
		<i>answered question</i>	9
		<i>skipped question</i>	16


16. I have been well informed in regards to MCAS standards and testing schedules.

		Response Percent	Response Count
Strongly Agree		41.7%	10
Agree		29.2%	7
Disagree		0.0%	0
Strongly Disagree		0.0%	0
N/A		29.2%	7
		<i>answered question</i>	24
		<i>skipped question</i>	1




17. I would benefit from resources and/or training to help me assist my child with homework, long-term assignments, and MCAS preparation.

		Response Percent	Response Count
Strongly Agree		26.1%	6
Agree		21.7%	5
Disagree		8.7%	2
Strongly Disagree		0.0%	0
N/A		43.5%	10
		<i>answered question</i>	23
		<i>skipped question</i>	2



18. My child's assignments and homework are grade appropriate.			Response Percent	Response Count
Strongly Agree			33.3%	8
Agree			62.5%	15
Disagree			4.2%	1
Strongly Disagree			0.0%	0
			<i>answered question</i>	24
			<i>skipped question</i>	1




19. I would like to see the After School program continue next year.			Response Percent	Response Count
Yes			100.0%	23
No			0.0%	0
			<i>answered question</i>	23
			<i>skipped question</i>	2




20. How could we improve on the After School Clubs?		
		Response Count
		9
<i>answered question</i>		9
<i>skipped question</i>		16


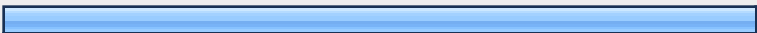
21. My child has a positive attitude towards school.			
		Response Percent	Response Count
Strongly Agree		33.3%	8
Agree		62.5%	15
Disagree		4.2%	1
Strongly Disagree		0.0%	0
<i>answered question</i>			24
<i>skipped question</i>			1

22. Comment regarding your response to #21.		
		Response Count
		8
	<i>answered question</i>	8
	<i>skipped question</i>	17


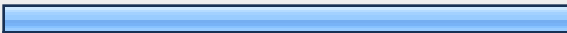

23. I feel welcome when entering the school.			
		Response Percent	Response Count
Strongly Agree		62.5%	15
Agree		37.5%	9
Disagree		0.0%	0
Strongly Disagree		0.0%	0
		<i>answered question</i>	24
		<i>skipped question</i>	1



24. I am comfortable approaching staff with issues and suggestions.			Response Percent	Response Count
Strongly Agree			50.0%	12
Agree			41.7%	10
Disagree			8.3%	2
Strongly Disagree			0.0%	0
			<i>answered question</i>	24
			<i>skipped question</i>	1



25. School personnel have been responsive and supportive with problems or issues brought to their attention.			Response Percent	Response Count
Strongly Agree			45.8%	11
Agree			50.0%	12
Disagree			4.2%	1
Strongly Disagree			0.0%	0
N/A			0.0%	0
			<i>answered question</i>	24
			<i>skipped question</i>	1



26. The school grounds and buildings are kept clean.			Response Percent	Response Count
Strongly Agree			33.3%	8
Agree			66.7%	16
Disagree			0.0%	0
Strongly Disagree			0.0%	0
			<i>answered question</i>	24
			<i>skipped question</i>	1


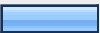

27. My child is safe...						
	Strongly Agree	Agree	Disagree	Strongly Disagree	Response Count	
During pick-up and drop-off?	56.5% (13)	39.1% (9)	4.3% (1)	0.0% (0)	23	
In School?	54.5% (12)	40.9% (9)	4.5% (1)	0.0% (0)	22	
On the playground (during school hours)?	52.2% (12)	47.8% (11)	0.0% (0)	0.0% (0)	23	
					<i>answered question</i>	23
					<i>skipped question</i>	2

28. Rogers School encourages positive social interaction among and between students.			Response Percent	Response Count
Strongly Agree			45.8%	11
Agree			50.0%	12
Disagree			4.2%	1
Strongly Disagree			0.0%	0
			<i>answered question</i>	24
			<i>skipped question</i>	1

29. Does your child feel like he/she has been bullied or treated negatively by other students this year?			Response Percent	Response Count
Yes			33.3%	8
No			66.7%	16
			<i>answered question</i>	24
			<i>skipped question</i>	1

30. We are looking to bring in anti-bullying programs next year. Do you feel this is valuable?			Response Percent	Response Count
Yes			95.8%	23
No			4.2%	1
			<i>answered question</i>	24
			<i>skipped question</i>	1

31. Would you be interested in parent education/training around bullying and/or cyberbullying next year?			Response Percent	Response Count
Yes			82.6%	19
No			17.4%	4
			<i>answered question</i>	23
			<i>skipped question</i>	2

32. This year we opened the Science Fair to parents during the day. If you were able to attend, did you like the way it was set up?			
		Response Percent	Response Count
Yes		66.7%	16
No		8.3%	2
N/A		25.0%	6
<i>answered question</i>			24
<i>skipped question</i>			1

33. Suggestions for next year:		Response Count
		9
<i>answered question</i>		9
<i>skipped question</i>		16

34. What do we do especially well at Rogers School?		Response Count
		17
	<i>answered question</i>	17
	<i>skipped question</i>	8

35. If you could write a goal for us for next year, what would it be?		Response Count
		12
	<i>answered question</i>	12
	<i>skipped question</i>	13