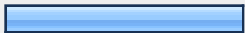



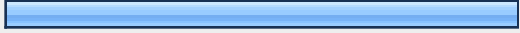





LeRoy L. Wood School Improvement Survey

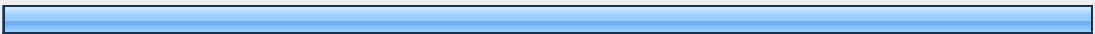



1. What grade(s) are your children presently in at Wood School?							
	K	1	2	3	4	5	Response Count
Child 1	24.2% (15)	11.3% (7)	19.4% (12)	11.3% (7)	16.1% (10)	17.7% (11)	62
Child 2	13.3% (2)	26.7% (4)	33.3% (5)	0.0% (0)	13.3% (2)	13.3% (2)	15
Child 3	50.0% (1)	50.0% (1)	0.0% (0)	0.0% (0)	0.0% (0)	0.0% (0)	2
Child 4	0.0% (0)	100.0% (1)	0.0% (0)	0.0% (0)	0.0% (0)	0.0% (0)	1
	<i>answered question</i>						62
	<i>skipped question</i>						0





2. For how many years have you had children attending Wood School?			Response Percent	Response Count
1			21.0%	13
2			9.7%	6
3			16.1%	10
4			8.1%	5
5 or more			45.2%	28
	<i>answered question</i>			62
	<i>skipped question</i>			0




3. Do you have any other children?			Response Percent	Response Count
Yes, not yet school age			32.3%	20
Yes, beyond grade 5			33.9%	21
No			37.1%	23
			<i>answered question</i>	62
			<i>skipped question</i>	0

4. How many school events (open house, concerts, PTO events) have you attended this year?			Response Percent	Response Count
more than 5			67.2%	41
3-5			29.5%	18
Less than 3			0.0%	0
None			3.3%	2
			<i>answered question</i>	61
			<i>skipped question</i>	1



5. How would you rank opportunities for parental involvement at Wood School?			Response Percent	Response Count
Excellent			70.5%	43
Good			27.9%	17
Fair			1.6%	1
Poor			0.0%	0
			answered question	61
			skipped question	1



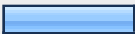

6. I am aware of the following opportunities to be involved at Wood School: (Check all that apply)			Response Percent	Response Count
parent conferences			96.6%	56
volunteer			96.6%	56
field trip chaperone			91.4%	53
pto			91.4%	53
			Other (please specify)	4
			answered question	58
			skipped question	4

7. What's the best time to schedule workshops and meetings for parents to attend? (Check all that apply)			
		Response Percent	Response Count
Before School		16.4%	10
During School		21.3%	13
Afternoons		32.8%	20
Evenings		72.1%	44
		answered question	61
		skipped question	1



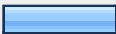
8. What's the best way to receive information from school?			
		Response Percent	Response Count
In your child's folder		72.1%	44
Email		52.5%	32
School Website		18.0%	11
		Other (please specify)	3
		answered question	61
		skipped question	1

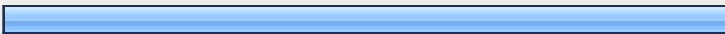



9. Please suggest one or two ways to encourage more parental involvement in school?		
		Response Count
		18
	<i>answered question</i>	18
	<i>skipped question</i>	44




10. My child participated in at least one after school opportunity at Wood School.			
		Response Percent	Response Count
Yes		86.9%	53
No		13.1%	8
	<i>answered question</i>		61
	<i>skipped question</i>		1




11. My child expresses interest in attending before and after school activities and programs at Wood School.			Response Percent	Response Count
Strongly Agree			63.9%	39
Agree			21.3%	13
Somewhat Agree			11.5%	7
Disagree			3.3%	2
			<i>answered question</i>	61
			<i>skipped question</i>	1

12. Please suggest one or two ways to encourage more student involvement in school?		Response Count
		22
		<i>answered question</i>
		22
		<i>skipped question</i>
		40




13. I feel welcome at Wood School.			Response Percent	Response Count
Strongly Agree			73.8%	45
Agree			16.4%	10
Somewhat Agree			9.8%	6
Disagree			0.0%	0
			answered question	61
			skipped question	1

14. I am greeted warmly when I enter Wood School.			Response Percent	Response Count
Strongly Agree			63.9%	39
Agree			23.0%	14
Somewhat Agree			11.5%	7
Disagree			1.6%	1
			answered question	61
			skipped question	1




15. Children and adults at Wood School feel valued and respected.			Response Percent	Response Count
Strongly Agree			58.3%	35
Agree			38.3%	23
Somewhat Agree			3.3%	2
Disagree			0.0%	0
			<i>answered question</i>	60
			<i>skipped question</i>	2



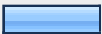

16. Wood School personnel love their jobs and children.			Response Percent	Response Count
Strongly Agree			48.3%	29
Agree			48.3%	29
Somewhat Agree			3.3%	2
Disagree			0.0%	0
			<i>answered question</i>	60
			<i>skipped question</i>	2



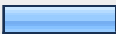
17. Wood School Personnel work well together and treat each other with regard and respect.





		Response Percent	Response Count
Strongly Agree		54.1%	33
Agree		42.6%	26
Somewhat Agree		3.3%	2
Disagree		0.0%	0
		<i>answered question</i>	61
		<i>skipped question</i>	1



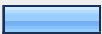

18. School personnel know and care about my child.

		Response Percent	Response Count
Strongly Agree		63.9%	39
Agree		31.1%	19
Somewhat Agree		4.9%	3
Disagree		0.0%	0
		<i>answered question</i>	61
		<i>skipped question</i>	1


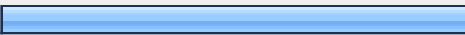


19. My child loves school.			Response Percent	Response Count
Strongly Agree			59.0%	36
Agree			31.1%	19
Somewhat Agree			8.2%	5
Disagree			1.6%	1
			<i>answered question</i>	61
			<i>skipped question</i>	1




20. My child is treated with respect by the adults at Wood School.			Response Percent	Response Count
Strongly Agree			59.0%	36
Agree			31.1%	19
Somewhat Agree			9.8%	6
Disagree			0.0%	0
			<i>answered question</i>	61
			<i>skipped question</i>	1





21. I feel comfortable bringing concerns and questions to school personnel.			Response Percent	Response Count
Strongly Agree			57.4%	35
Agree			37.7%	23
Somewhat Agree			3.3%	2
Disagree			1.6%	1
			answered question	61
			skipped question	1

22. The Wood School building and grounds are kept clean.			Response Percent	Response Count
Strongly Agree			59.0%	36
Agree			31.1%	19
Somewhat Agree			8.2%	5
Disagree			1.6%	1
			answered question	61
			skipped question	1



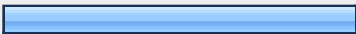

23. Please give us suggestions to improve our school culture or expand upon one of the questions above.		
		Response Count
		15
	<i>answered question</i>	15
	<i>skipped question</i>	47

24. I receive important information from Wood School in a timely and efficient manner.			
		Response Percent	Response Count
Strongly Agree		47.5%	29
Agree		41.0%	25
Somewhat Agree		9.8%	6
Disagree		1.6%	1
		<i>answered question</i>	61
		<i>skipped question</i>	1




25. My child's principal is available and open to parents and families.			Response Percent	Response Count
Strongly Agree			78.7%	48
Agree			19.7%	12
Somewhat Agree			1.6%	1
Disagree			0.0%	0
			<i>answered question</i>	61
			<i>skipped question</i>	1



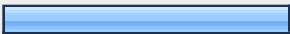

26. How often do you check the Wood School website?			Response Percent	Response Count
Regularly, a few times a week			11.9%	7
A few times a month			35.6%	21
Only when I'm looking specifically for information			37.3%	22
Never			15.3%	9
			<i>answered question</i>	59
			<i>skipped question</i>	3

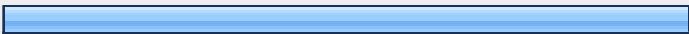




27. I would prefer Wood School went paperless and posted the newsletter and monthly calendar on it's website only.

		Response Percent	Response Count
Strongly Agree		14.8%	9
Agree		21.3%	13
Somewhat Agree		31.1%	19
Disagree		32.8%	20
		<i>answered question</i>	61
		<i>skipped question</i>	1


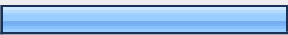

28. I am aware of my child's academic progress.



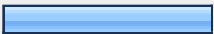

		Response Percent	Response Count
Strongly Agree		57.4%	35
Agree		34.4%	21
Somewhat Agree		8.2%	5
Disagree		0.0%	0
		<i>answered question</i>	61
		<i>skipped question</i>	1



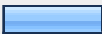
29. I communicate with my child's teacher regularly.			Response Percent	Response Count
Strongly Agree			31.7%	19
Agree			36.7%	22
Somewhat Agree			25.0%	15
Disagree			6.7%	4
			<i>answered question</i>	60
			<i>skipped question</i>	2



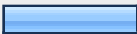

30. I usually communicate with my child's teacher in the following ways: (choose all that apply)			Response Percent	Response Count
Face to face conversation			60.7%	37
Written notes			63.9%	39
Email			29.5%	18
Telephone			18.0%	11
We do not communicate regularly			14.8%	9
			<i>answered question</i>	61
			<i>skipped question</i>	1




31. Please add any information about communication at Wood School.		
		Response Count
		15
	<i>answered question</i>	15
	<i>skipped question</i>	47

32. My child's principal is the instructional leader at Wood School.			
		Response Percent	Response Count
Strongly Agree		68.3%	41
Agree		25.0%	15
Somewhat Agree		6.7%	4
Disagree		0.0%	0
		<i>answered question</i>	60
		<i>skipped question</i>	2


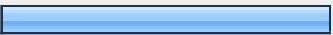

33. My child is academically challenged.			Response Percent	Response Count
Strongly Agree			33.3%	20
Agree			40.0%	24
Somewhat Agree			18.3%	11
Disagree			8.3%	5
			<i>answered question</i>	60
			<i>skipped question</i>	2




34. My child loves learning.			Response Percent	Response Count
Strongly Agree			54.2%	32
Agree			37.3%	22
Somewhat Agree			8.5%	5
Disagree			0.0%	0
			<i>answered question</i>	59
			<i>skipped question</i>	3




35. My child's teacher has high expectations.			Response Percent	Response Count
Strongly Agree			43.3%	26
Agree			43.3%	26
Somewhat Agree			11.7%	7
Disagree			1.7%	1
			<i>answered question</i>	60
			<i>skipped question</i>	2



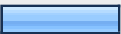
36. The school personnel at Wood School believe all children can learn.			Response Percent	Response Count
Strongly Agree			55.9%	33
Agree			40.7%	24
Somewhat Agree			3.4%	2
Disagree			0.0%	0
			<i>answered question</i>	59
			<i>skipped question</i>	3

37. Please add any comments or questions about teaching and learning at Wood School.		
		Response Count
		17
<i>answered question</i>		17
<i>skipped question</i>		45

38. My child feels safe at wood school.			
		Response Percent	Response Count
Strongly Agree		69.5%	41
Agree		28.8%	17
Somewhat Agree		1.7%	1
Disagree		0.0%	0
<i>answered question</i>			59
<i>skipped question</i>			3

39. Wood School personnel take safety seriously and respond accordingly to reports of misconduct.			Response Percent	Response Count
Strongly Agree		62.1%	36	
Agree		31.0%	18	
Somewhat Agree		6.9%	4	
Disagree		0.0%	0	
			answered question	58
			skipped question	4

40. My child has felt unsafe in the following areas of the school: (check all that apply)			Response Percent	Response Count
Playground (before school)		55.6%	5	
During Recess		55.6%	5	
In the Classroom		0.0%	0	
In the Cafeteria		11.1%	1	
During dismissal		0.0%	0	
			answered question	9
			skipped question	53

41. The Peacebuilder's Program has had a positive influence on my child.			Response Percent	Response Count
Strongly Agree			64.4%	38
Agree			25.4%	15
Somewhat Agree			10.2%	6
Disagree			0.0%	0
			<i>answered question</i>	59
			<i>skipped question</i>	3

42. Please add any comments or questions about safety at Wood School.		Response Count
		14
		<i>answered question</i>
		14
		<i>skipped question</i>
		48

43. What is Wood School doing well?		Response Count
		34
	<i>answered question</i>	34
	<i>skipped question</i>	28

44. The Wood School Council will use the results of this survey to write goals for our school improvement plan for the 2009-2010 school year. Please give us feedback in areas you feel we could improve.		Response Count
		19
	<i>answered question</i>	19
	<i>skipped question</i>	43