

EFS Grade 1-Week 5

Resources & Enhancement Activities

Grade: 1

Week of: April 27th - May 1st

Guideline:

We worked hard to ensure that the Learning Plan provides accessibility for all learners. We hope that you see that there are options to engage learners at all levels. *These activities are not intended to replace the normal school day.* **At this time we are expecting you to turn in two activities of your choice (one from ELA and one from Math) for the week to your Teacher.** We want you to take time to enjoy family, be safe, stay healthy and find time within this week to engage in learning opportunities. Feel free to create a schedule that works for you and your family. We strongly encourage each student to participate in approximately two hours a day. We want your brain working and challenging yourself, while staying safe and having fun.

Fairhaven Public Schools [Keeping the Learning Alive](#)

Teachers	Related Services
Mrs. Patnaude apatnaude@fairhavenps.net Mrs. Taylor mtaylor@fairhavenps.net Mrs. Turner vturner@fairhavenps.net	Special Education- Dr. Biela sbiela@fairhavenps.net ELL- Mrs. Pickup spickup@fairhavenps.net SLP- Ms. Neely ineely@fairhavenps.net School Counselor- Mrs. Nogueira pnogueira@fairhavenps.net

Links:

(For Educators) <https://mass.pbslearningmedia.org/>

(For Educators/ Families) <https://www.wgbh.org/distancelearning>

Subject:	Resource and Enhancement	Modifications/Accommodations
ELA- Reading Read for at least 15 minutes everyday.	<p style="text-align: center;"><u>Online Reading Options</u></p> <ul style="list-style-type: none"> • Lexia <ul style="list-style-type: none"> ○ Use Clever Badges OR Log in information sent • Epic Books <ul style="list-style-type: none"> ○ 1TA Class Code: KKE2624 ○ 1TU Class Code: KYV4954 ○ 1P Class Code: KSM2319 	<p style="text-align: center;">Language Support and Helpful Reading Tips</p> <p>Special Education Accommodations and Modifications- Reading</p>

- [RazKids](#)
 - **Remember to take the quiz after reading each book on RazKids.**
 - **1TA** - Teacher Username: **mtaylor275**, choose Name, Password: **apple image**
 - **1P** - Teacher Username: **mtaylor275**, choose name, Password: **rabbit image**
 - **1TU** - Teacher Username: **ValTurner**, choose your name, Password: **read**
- Suggested Read Alouds:
 - [If I Ran for President](#) (YouTube)
 - [Hey That's My Monster](#) (YouTube)

ELA - WIN Activities

Movements and processing can be mixed in with learning throughout the day. These are brief activities that support student learning.



Movements
[Swinging Leg Balance](#)
[Prying Squat](#)
[Stretching Cat](#)

Processing
[Visual Discrimination](#)



ELA - Writing

April is National Poetry Month! Poems can rhyme, but do not have to. They use lots of describing words, or **adjectives**, such as: bright, sparkly, purple, strong, smart, sad, etc.



This week's focus: Poetry
[Poetry Introduction from Mrs. Patnaude](#)

[Poetry Read Aloud by Mrs. Turner](#)

Choose two ways to write poems about Spring this week. Be neat and check your spelling.

- Use this [writing paper](#) to write a poem about spring using your senses:
 - Spring looks like ____.
 - Spring smells like ____.
 - Spring sounds like ____.
 - Spring feels like ____.
 - Spring tastes like ____.
- **Acrostic poems** spell out a word on the left and describe the word. Make an



https://www.youtube.com/watch?v=PToQDZY_Zjc - Good resource for mom and dad to watch and help their 1st grader write a poem.

Language Support

for Writing a Poem Using Adjectives

Do you remember what an **adjective** is? An **adjective** is a *describing* word. An **adjective** can show what someone or something is by describing what it looks like or acts like --- a **yellow** flower, a **rainy** day, a **tall** building, a **friendly** dog, or a **kind** person. An **adjective** is an important part of a sentence because it gives more information about the person, place, thing, or animal you are talking about. Use **adjectives** to help make your writing interesting.

acrostic poem about SPRING using this [writing paper](#).

- *Cinquain poem* about spring
5 lines:
one Topic “Spring” word
Two describing words
Three nouns about the topic
A feeling sentence.
One noun that goes along with spring
[Cinquain writing page](#)
- *Concrete poems* take the shape of their topic. Draw a butterfly, flower, umbrella, rainbow, or kite and make a poem inside all about it.



★ **Take a picture and send your poem to your teacher! We would love to see your poems!**

Music can be a powerful tool for remembering concepts and important information. Watch the following video: [Wide Open World of Adjectives](#) to help you remember the importance of **adjectives** and learn a new song!

[Special Education Accommodations and Modifications- Writing](#)

ELA Sight Word Practice

Mastering **sight words** allows readers to be able to understand at least half of the **words** in a particular text. Practice mastering sight words this week!

- Each day choose one way to practice your sight words from the [Sight Words Choice Board](#).

Sight Words Choice Board		
Complete 4 activities by the end of the week!		
<p>Word Recognition Sight Word Game</p> <p>Write some sight words on some sticky notes (one for the word you are struggling with). Stick them to a wall or around the house. One person calls out a word and the other hits the word with a soft gun, blower, spoon, or fly swatter.</p>	<p>Rainbow Write</p> <ul style="list-style-type: none"> • Write the sight words in rainbow colors. • Example: could 	<p>Read Sight Words Lists</p> <ul style="list-style-type: none"> • One Minute Sight List • Sight Words Lists • Sight Words Choice Board
<p>Sight Word Pathways</p> <p>The sight word needs to make a path to follow, the more curves the better! (This can be repeated on both sides.) An adult reads at the beginning of the path and reads the word at the first end and last. If they get it correct they stop at the end and continue. If they get it wrong the adult fills the word and asks the child to read again.</p>	<p>Playdough Spelling</p> <p>Roll the playdough into skinny limbs that can be shaped into the letters of a sight word.</p>	<p>Sight Word Memory</p> <p>Make 2 cards for each sight word you want to practice. Then play Sight Word Memory - The Game to practice each word. Write the sight word on memory cards. After the attention of the player holding the word on their card is they play the game. The goal is to collect as many pairs of matching word cards as possible.</p>
<p>Read Sight Words with Online Flashcards</p> <ul style="list-style-type: none"> • Dynamilis.com • Flashcards • Dynamilis.com • Sight Words Flashcards 	<p>SIGHT WORDS PARKING</p> <p>Use sight word cards and then use modeling tape or pattern tape to create a "parking lot" on the top or side of the card or table and use cards in a driveway. The adult will give the word, the child will drive their car to the word and read the word.</p>	<p>PEACH, MARKER, CRAYON, PEN</p> <p>Make a column for each writing tool and practice writing a "tricky" sight word with each tool.</p>





[Special Education Accommodations and Modifications- Sight Words](#)


Phonics

There are enough videos for five days of learning! Videos are 9-12 minutes long.

- Check out the [Fun Phonics Videos](#) with Dr. Biela for this week.
 - Watch a short phonics video that reviews words with r-controlled vowels (or). Have paper or a whiteboard handy for some spelling practice!

[Special Education Accommodations and Modifications- Phonics](#)

<p>Math This week, we will work on subtraction within 10.</p> 	<ul style="list-style-type: none"> ● Spend at least 30 minutes each day on the Subtraction Review Choice Board activities. ★ We would love to see pictures of you putting your math brain to work! 	<p>Special Education Accommodations and Modifications- Math</p>
<p>Social Studies Teddy Bear Hunt</p>  <p>#randomactsofcommunity Join the fun! If you'd like to participate, simply place a stuffed bear in a window of your home so when families go for car rides or walks during this quarantine, they can hunt for bears! Communities around the nation are participating in bear hunts for the little ones to enjoy! Have some fun with your family while you practice social distancing! How many bears can you find?</p>	<p>Teddy Bear Hunt</p> <ol style="list-style-type: none"> 1. What is a Teddy Bear Hunt? https://www.youtube.com/watch?v=nRUTAat1Yeg 2. Communities all around the world are participating in this Teddy Bear Hunt. Add to the fun in your community and find a Teddy Bear or Stuffed Animal and put it in your window. 3. Take a walk through your neighborhood and see how many bears you can find! (Or take a drive through other neighborhoods). 	<p>Math connection: You can make a tally chart every time you see a bear.</p> <p><i>Remember 1 line for the 1st 4 then a gate for the 5th tally.</i></p> 
<p>Science Sink or Float</p>	<p>Sink or Float</p> <ol style="list-style-type: none"> 1. Explore: Sink or Float? Sink or Float Video (YouTube) 2. Experiment: Can you find an item that floats and an item that sinks? 3. Optional: Use an egg- hard boiled vs. uncooked- compare and contrast the 2 	
<p>Specialist:</p>	<p>Resource and Enhancement</p>	<p>Support</p>
<p>Innovation</p>	<p>Mrs. Perotti's Class</p> <p>Space Exploration!</p>	
<p>Physical Education</p>	<p>April DEAM Calendar</p> <p>Invisible Dumbbell Stations</p> <p>Letter to parents</p>	

Music	Music K thru 2	
Art 	<p>Send Me a picture of your Awesome Art Via Email hlong-roise@fairhavenps.net Or Make a video on flipgrid on your Clever site click on Mrs. Long-Roise site (view EFS ART TOO)</p> <p>Mrs. Long-Roise's Week 5 Art Plans</p> <p>Mrs. Long-Roise's Padlet for ideas</p>	
Social and Emotional (Mrs. Nogueira)	<p>Check out this emotional check in sheet.</p> <p>.https://media.centervention.com/pdf/Feelings-Check-In-Worksheet.pdf</p> <p>Check out my new video. Can you think of a time you didn't give up?</p> <p>https://youtu.be/5fXkMsj_jOw</p>	