

# Week 4 Resources & Enhancement Activities

## Learning Center K-2

Teacher: Mrs. Welch

Week of: April 13 - April 17th

**Guideline:**

We worked hard to ensure that the Learning Plan provides accessibility for all learners. We hope that you see that there are options to engage learners at all levels. *These activities are not intended to replace the normal school day. For the elementary level, students are to turn in one student chosen **At this time we are expecting you to turn in one activity of your choice to your Teacher.*** We want you to take time to enjoy family, be safe, stay healthy and find time within this week to engage in learning opportunities. Feel free to create a schedule that works for you and your family. We strongly encourage each student to participate in approximately two hours a day. We want your brain working and challenging yourself, while staying safe and having fun.

**Social Media Calendar for the week-**  
[\*\*Social Media Calendar April 13 - 17\*\*](#)

Room 135 Staff


Related Services



<p>Mrs. Welch <a href="mailto:swelch@fairhavenps.net">swelch@fairhavenps.net</a>          Mrs. O'Reilly <a href="mailto:coreilly@fairhavenps.net">coreilly@fairhavenps.net</a>          Mrs. Abrantes <a href="mailto:labrantes@fairhavenps.net">labrantes@fairhavenps.net</a>          Mrs. Grant <a href="mailto:jgrant@fairhavenps.net">jgrant@fairhavenps.net</a>          Mrs. Dumas <a href="mailto:jdumas@fairhavenps.net">jdumas@fairhavenps.net</a></p>	<p>SLP- Ms. Neely <a href="mailto:ineely@fairhavenps.net">ineely@fairhavenps.net</a>          OT - Mrs. Lavoie <a href="mailto:jlavoie@fairhavenps.net">jlavoie@fairhavenps.net</a>          PT - Ms. Patty <a href="mailto:ptirrell@smecollaborative.org">ptirrell@smecollaborative.org</a>  <b>School Counselors:</b>          Mrs. Nogueira <a href="mailto:pnogueira@fairhavenps.net">pnogueira@fairhavenps.net</a>          Ms. Roque <a href="mailto:troque@fairhavenps.net">troque@fairhavenps.net</a></p>
--	---



**Links:**

(For Educators) <https://mass.pbslearningmedia.org/>

(For Educators/ Families) <https://www.wgbh.org/distancelearning>

Subject:	Resource and Enhancement	Modifications/Accommodations
ELA	<ul style="list-style-type: none"> <li>• Read with a family member - 15 min daily</li> <li>• Write a one sentence journal entry (and picture) this week about a book you read.</li> <li>• <b>(See Mrs. Welch's example on page 5)</b></li> <li>• <b>Listen to the book Mrs. Welch listened to:</b>  <a href="#">Bear Sees Colors- By: Karma Wilson</a></li> </ul> <hr/> <p style="text-align: center;"><b>BOOK SCAVENGER HUNT</b></p> <ul style="list-style-type: none"> <li>• Find an animal in a book. <small>primary reading</small></li> <li>• Find the word spring in a book.</li> <li>• Find someone helping someone in a book.</li> <li>• Find a picture of a sun in a book.</li> <li>• Find a book that makes you laugh.</li> <li>• Find a bug in a book.</li> <li>• Find someone sleeping in a book.</li> <li>• Find a character eating in a book.</li> <li>• Find a pet in a book.</li> <li>• Find a cat in a book.</li> <li>• Find a superhero in a book.</li> <li>• Find a bike in a book.</li> </ul> 	<ol style="list-style-type: none"> <li>1. Family member can read to/with student in short periods of 5 minutes.</li> <li>2. Student can dictate sentence, family member can write it and student can trace it.</li> <li>3. Student can dictate sentence and family member can write it.</li> <li>4. Student can draw a picture about something in the book</li> <li>5. Family member can draw picture and student can color it.</li> </ol> <hr/> <p style="text-align: center;"><b>Share your sentences and pictures - I would love to see them!</b>  <a href="mailto:swelch@fairhavenps.net">swelch@fairhavenps.net</a></p> <hr/> <p style="text-align: center;"><b>Book Scavenger Hunt</b></p> <ul style="list-style-type: none"> <li>• Choose 2 more items on the list to do this week.</li> </ul> <p style="text-align: center;"><b>Send a picture of what you've found! :)</b></p>


	<p align="center"><a href="#">Letter sound practice!</a></p> <p align="center">Get moving and practice those letter sounds!</p>	
Sight Word Practice:	<p align="center"><a href="#">Sight Word Choice Board</a></p>	<p>Differentiated activities in document</p> <p><b>What did you choose? Snap a picture and show me! :)</b></p>
Math	<p>Use this fun game to practice lots of skills! (How many, counting up, more or less, addition and counting on)</p> <p align="center"><a href="#">GASHA GO! Interactive Math Games</a></p> <p align="center">Practice counting by 10s! <a href="#">Get moving and count by 10s!</a></p>	<p>There are several levels to choose from. Start at level one and keep going! You can do it!</p>
<p>Social Studies:</p> <p>Economics: Give examples of products (goods) that people buy and use.</p>	<p>Draw a picture of something your family has bought recently that you are using in your home.</p> <p align="center"><b>(See Mrs. Welch's example below)</b></p> <div style="text-align: center;">     </div>	<p>Talk with your child about the things you have been buying more of since you've been home. (Food, toilet paper, pet food, etc.)</p> <ul style="list-style-type: none"> <li>• After discussion, have your child draw a picture of something you have bought recently. OR</li> <li>• After discussion, draw a picture for your child that they can color.</li> </ul> <p><b>What has your family bought lately? Show me! :)</b></p>
<p>Science: Observing and Recording Weather</p>	<p align="center"><a href="#">Weather Journal</a></p> <ul style="list-style-type: none"> <li>• Continue to record weather</li> <li>• Go or look outside to observe the weather.</li> <li>• Record the date and your findings in your journals each day.</li> </ul> <p align="center"><b>Keep your journals safe! We will be using them again next week!</b></p> <p align="center"><a href="#">Make a sensory bottle!</a></p> <p align="center"><a href="#">Watch Mrs. Welch's Video!</a></p> <p align="center">Click here: <a href="#">Mrs. Welch's Video</a></p>	<ul style="list-style-type: none"> <li>• Family member can provide model of date for student to copy</li> <li>• Family member can write the date and student can trace</li> <li>• Family member can help draw weather-student can color</li> <li>• Can cut last 1/3 of paper off if not recording temperature/rain</li> </ul> <p><b>Try and make a sensory bottle with items you have at home... I'd love to see a video!</b></p> <p align="center"><a href="mailto:swelch@fairhavenps.net">swelch@fairhavenps.net</a></p>

Specialist:	Resource and Enhancement	Support
Innovation	<p>Click the link to access this week's Innovation lessons on Paper and recycled materials projects. Have fun creating! I can't wait to see what you make!</p> <p><a href="https://docs.google.com/presentation/d/13TxA1tsWcZ1YLnKIHI8yOxo7tFqa0IVN3_AVAFQo0w/edit?usp=sharing">https://docs.google.com/presentation/d/13TxA1tsWcZ1YLnKIHI8yOxo7tFqa0IVN3_AVAFQo0w/edit?usp=sharing</a></p>	<p>Mrs. Perotti is having students create things using recycled materials. Our room 135 students are EXPERTS at this! You can look at her videos and follow along or simply make you own creation...</p>
Physical Education	<p><a href="https://docs.google.com/document/d/1PtcmqVvNEdeK0b7xDda_z8LhBINloOeFzA1ekezQvRA/edit?usp=sharing">https://docs.google.com/document/d/1PtcmqVvNEdeK0b7xDda_z8LhBINloOeFzA1ekezQvRA/edit?usp=sharing</a></p> <p><a href="https://docs.google.com/document/d/18q4LY0UYTJDyvfCjTanXjqcaXrpxh0AErZp2yXQQnq0/edit?usp=sharing">https://docs.google.com/document/d/18q4LY0UYTJDyvfCjTanXjqcaXrpxh0AErZp2yXQQnq0/edit?usp=sharing</a></p> <p><a href="https://docs.google.com/document/d/1EMqZE4h89TljoZPYh4DXcy8uqDJBlr8AbCfpSe9iBDE/edit?usp=sharing">https://docs.google.com/document/d/1EMqZE4h89TljoZPYh4DXcy8uqDJBlr8AbCfpSe9iBDE/edit?usp=sharing</a></p>	<p>Staying active is so important to us, not only physically but emotionally as well!</p> <p>If your child doesn't want to participate in these activities, there are so many other options!</p> <ul style="list-style-type: none"> <li>● Go for a walk</li> <li>● Go on a bike ride</li> <li>● Play in the yard</li> <li>● Watch Mrs. Abrantes' "Animal Exercises" video in our private FB group</li> </ul> <p style="text-align: center;"><b>STAY ACTIVE! :)</b></p>
Music	<p><a href="#">Kinder-4th Music</a></p>	<p>In this document, you will find this link: <a href="https://musiclab.chromeexperiments.com/Kandinsky/">https://musiclab.chromeexperiments.com/Kandinsky/</a></p> <p>I was playing with it and it's so much fun! Students can free-style draw or scribble and it creates music for their picture! Very cool! I wish you could hear what mine sounds like but at least you can see my message! (On the main screen, you can click on a feature that changes the sound..so I heard how much I miss you in different musical ways!</p> <p><a href="#">I miss you 1</a> <a href="#">I miss you 2</a></p> 
<p>Art</p> 	<p>Send Me a picture of your Awesome Art Via Email <a href="mailto:hlong-rose@fairhavenps.net">hlong-rose@fairhavenps.net</a></p> <p>Or Make a video on flipgrid on your Clever site click on Mrs. Long-Roise site (view EFS ART TOO)</p> <p><a href="#">Mrs. Long-Roise's Week 4 Art plan Padlet for ideas</a></p>	<p>Looking at this video: <a href="#">How to draw a circus</a></p> <p>-Students can pause the video when creating their animal so they can follow the directions. Or create your own circus animal! Happy drawing!</p>

Social and Emotional: (Mrs. Nogueira)	<p style="text-align: center;"><a href="#"><u>Mrs. Nogueira's Video</u></a></p> <p>Here is a video that will give you some ideas to organize your workspace and make a schedule for learning and play. Please send me a copy of your schedule that you have designed with your family. I would love to see it.</p>	Great ideas!
<b>SHARING</b>	<p><b>Please share at least one picture or video of your child participating in an activity from this plan this week.</b></p>	<p><b>If you want to share more than one, send as many as you'd like! Flood my email!</b> <a href="mailto:swelch@fairhavenps.net"><u>swelch@fairhavenps.net</u></a></p>


# Mrs. Welch's Journal Example

I read the book "Bear Sees Colors" by Karma Wilson.



Mrs. Welch's journal entry:

**I saw a blue fish.**



Mrs. Welch