

Class Newsletter 17
January 30, 2012 – February 3, 2012



February 2, 2012
The one and only Punxsutawney Phil

Reading

People change as they grow older. Animals change too. How do plants change as they grow? This week children will talk, read, and write about our changing world. They will read, **Life Cycle of a Pumpkin.** In this story children will read facts about how a plant changes as it grows.

In the story, **Mike Looks for A Book,** children will apply knowledge of letter-sounds and word parts to decode unknown words when reading.

Phonics Skills: Vowels oo, u

Children will blend, read, and build words with **oo** and **u**.

Generalization: The letters **oo** can stand for the vowel sound in **book** or in **moon**.

The letter **u** can stand for short u or the vowel sound in **book**.

Context provides the clue to pronunciation.

Vowels **oo**: **brook** **wood** **shook** **stood**

Vowel **u**: **put** **push** **pull** **full**

Target Skill – Fact and Opinion

Children will review identifying whether statements are facts or opinions. They will discuss ways that facts can be proved true or false.

Statements of **fact can be proved true or false by checking them.**

It's a fact that Boston is the capital of Massachusetts.

A **statement of fact** can be proven true or false.

You can prove it by:

- ~checking a book
- ~asking someone who knows
- ~seeing it for yourself

Statements of **opinion tell a person's ideas or feelings.** For example, liking one kind of food better than another kind is an idea or feeling. It cannot be proved true or false.

For practice, read aloud statements in a story. Have your child decide whether they are facts or opinions. Tell them to listen carefully to word clues that will tell whether a statement is an opinion. Word clues such as *think, believe, suggest, best, beautiful, should* and *probably* denote **opinion**.

Vocabulary Selection

fruit	part of a plant that contains seeds
soil	top layer of Earth's surface
root	part of a plant that takes in water and holds the plant in place
harvest	to gather crops
vine	a plant with a long, thin stem
bumpy	covered with high spots or lumps
smooth	flat or even
cycle	a series of actions that happen in the same order
wither	to dry up
tendrils	a slender, curling part of a plant

Language (adjectives)

Children will identify adjectives for numbers, size and shape. Words for **number, size, and shape** are adjectives.
There are **many** children in our school. (number)
The **gigantic** creature was swimming toward the shore. (size)
I ate a **thin** blueberry pancake for breakfast. (size)

Spelling-Lesson 17

Vowels oo and u

- | | |
|----------|-----------|
| 1. put | 10. brook |
| 2. cook | 11. hook |
| 3. stood | 12. hood |
| 4. full | 13. beg |
| 5. wood | 14. berry |
| 6. July | 15. but |
| 7. shook | 16. clean |
| 8. push | 17. dig |
| 9. pull | |

Challenge Words

18. pudding
19. cushion
20. footprint




Chapter 6 – Money



This week, children will explore counting half dollars, quarters, dimes, nickels, and pennies. They will find the value of a group of half dollars, quarters, dimes, nickels and pennies through one dollar.

Children will also solve problems by making a list to find coin combinations equivalent to a given amount of money.

Example: Mrs. Carney needs 35¢ to buy juice from a vending machine. Find all the ways to make 35¢ using quarters, dimes and nickels.

		
1	1	0
1	0	2
0	3	1
0	2	3
0	1	5
0	0	7

Specialists' Schedule



Monday	Art
Tuesday	Music-Mrs. Campoli
Wednesday	Phys. Ed.
Thursday	Music-Mrs. Campoli
Friday	Art

Have a great week,
Mrs. Carney